
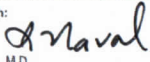



**QUARTERLY PHYSICAL REPORT OF OPERATION**  
As of September 30, 2022

Department : **Budgetary Support to Government Corporations**  
 Agency : **Lung Center of the Philippines**  
 Operating Unit : **< not applicable >**  
 Organization Code (UACS) : **35 025 0000000**

Particulars	UACS CODE	Physical Target (Budget Year)					Physical Accomplishment (Budget Year)					Variance	Remarks
		1st Quarter	2nd Quarter	3rd Quarter	4th Quarter	Total	1st Quarter	2nd Quarter	3rd Quarter	4th Quarter	Total		
1	2	3	4	5	6	7	8	9	10	11	12	13	14
HOSPITAL SERVICES PROGRAM	310100000000000												
OO : Access to quality and affordable pulmonary health care services													
Outcome Indicators													
1. Mortality rate		5%	5%	5%	5%	Not more than 5%	10%	11%	11%		10.6%		Computation based on actual statistical data due to COVID cases.
2. Treatment success rate		90%	90%	90%	90%	90%	90%	88%	88%		89%		Computation based on actual statistical data.
Output Indicators													
1. Hospital acquired infection rate		5%	5%	5%	5%	Not more than 5%	2.34%	1.57%	3.69%		2.53%		
2. Triage response rate		100%	100%	100%	100%	100%	100%	100%	100%		100%		
3. Percentage of indigents assisted to total patients serviced		61%	61%	61%	61%	61%	61%	61%	61%		61%		

Prepared By:   
 RAMON A. SULLA, M.D.  
 Department Manager III  
 2022-10-26 14:15:22

In coordination with:   
 SULLIAN SY-NAVAL, M.D.  
 Deputy Executive Director IV  
 2022-10-28 14:15:22


Approved By:   
 VINCENT M. BALANAG, JR., M.D., MSc, CESO III  
 Executive Director IV  
 2022-10-28 14:19:29

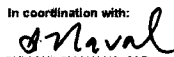
QUARTERLY PHYSICAL REPORT OF OPERATION


As of June 30, 2022

Department : Budgetary Support to Government Corporations  
 Agency : Lung Center of the Philippines  
 Operating Unit : < not applicable >  
 Organization Code (UACS) : 35 025 0000000

Particulars	UACS CODE	Physical Target (Budget Year)					Physical Accomplishment (Budget Year)					Variance	Remarks
		1st Quarter	2nd Quarter	3rd Quarter	4th Quarter	Total	1st Quarter	2nd Quarter	3rd Quarter	4th Quarter	Total		
1	2	3	4	5	6	7	8	9	10	11	12	13	14
HOSPITAL SERVICES PROGRAM	3101000000000000												
OO : Access to quality and affordable pulmonary health care services													
Outcome Indicators													
1. Mortality rate		5%	5%	5%	5%	Not more than 5%	10%	11%			10.5%		Computation based on actual statistical data due to COVID cases.
2. Treatment success rate		90%	90%	90%	90%	90%	90%	88%			89%		Computation based on actual statistical data.
Output Indicators													
1. Hospital acquired infection rate		5%	5%	5%	5%	Not more than 5%	2.34%	1.57%			1.98%		
2. Triage response rate		100%	100%	100%	100%	100%	100%	100%			100%		
3. Percentage of indigents assisted to total patients serviced		61%	61%	61%	61%	61%	61%	61%			61%		

Prepared By:   
 RAMON A. SULLIA, M.D.  
 Department Manager III  
 2022-07-26 15:40:10


In coordination with:   
 SULLIAN SY-NAVAL, M.D.  
 Deputy Executive Director IV  
 2022-07-26 15:40:10

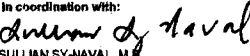
Approved By:   
 VINCENT M. BALANAG, JR., M.D., MBC, CESO III  
 Executive Director IV  
 2022-07-26 15:46:31


**QUARTERLY PHYSICAL REPORT OF OPERATION**  
As of March 31, 2022

Department : **Budgetary Support to Government Corporations**  
 Agency : **Lung Center of the Philippines**  
 Operating Unit : **< not applicable >**  
 Organization Code (UACS) : **35 025 0000000**

Particulars	UACS CODE	Physical Target (Budget Year)					Physical Accomplishment (Budget Year)					Variance	Remarks
		1st Quarter	2nd Quarter	3rd Quarter	4th Quarter	Total	1st Quarter	2nd Quarter	3rd Quarter	4th Quarter	Total		
1	2	3	4	5	6	7	8	9	10	11	12	13	14
HOSPITAL SERVICES PROGRAM	310100000000000												
OC : Access to quality and affordable pulmonary health care services													
Outcome Indicators													
1. Mortality rate		5%	5%	5%	5%	Not more than 5%	10%				10%		Computation based on actual statistical data due to COVID cases.
2. Treatment success rate		90%	90%	90%	90%	90%	90%				90%		Computation based on actual statistical data.
Output Indicators													
1. Hospital acquired infection rate		5%	5%	5%	5%	Not more than 5%	2.34%				2.34%		
2. Triage response rate		100%	100%	100%	100%	100%	100%				100%		
3. Percentage of indigents assisted to total patients serviced		61%	61%	61%	61%	61%	61%				61%		

Prepared By:   
 RAMON LUIS, M.D.  
 Department Manager III  
 2022-04-28 08:44:45

In coordination with:  
  
 SULIAN SY-NAVAL, M.D.  
 Deputy Executive Director IV  
 2022-04-28 08:44:45

Approved By:   
 VINCENT M. BALANAG, JR., M.D., MSc, CESO III  
 Executive Director  
 2022-04-28 08:48:38